



Pupil Premium

Policy Impact

| | |
|---------------|----------------|
| Date created | September 2018 |
| Version | 1.0 |
| Status | Final |
| Applicable to | All Staff |
| Author | HAE |
| Checked by | WIB |
| Valid from | September 2018 |

Pupil Premium Policy

The Pupil Premium is allocated to schools and academies with pupils that are known to have been eligible for free school meals (FSM) at any time in the last six years; those who are looked after children (LAC); and those who are service children.

As at March 2017, the academy received £213,265 in Pupil Premium funding for the financial year 2016-2017. **The spending plans for this amount of money is detailed on our Pupil Premium Policy document found on our website.**

The targeted and strategic use of Pupil Premium will support the Academy in achieving our aim of **helping every student to achieve to their full potential.**

Principles:

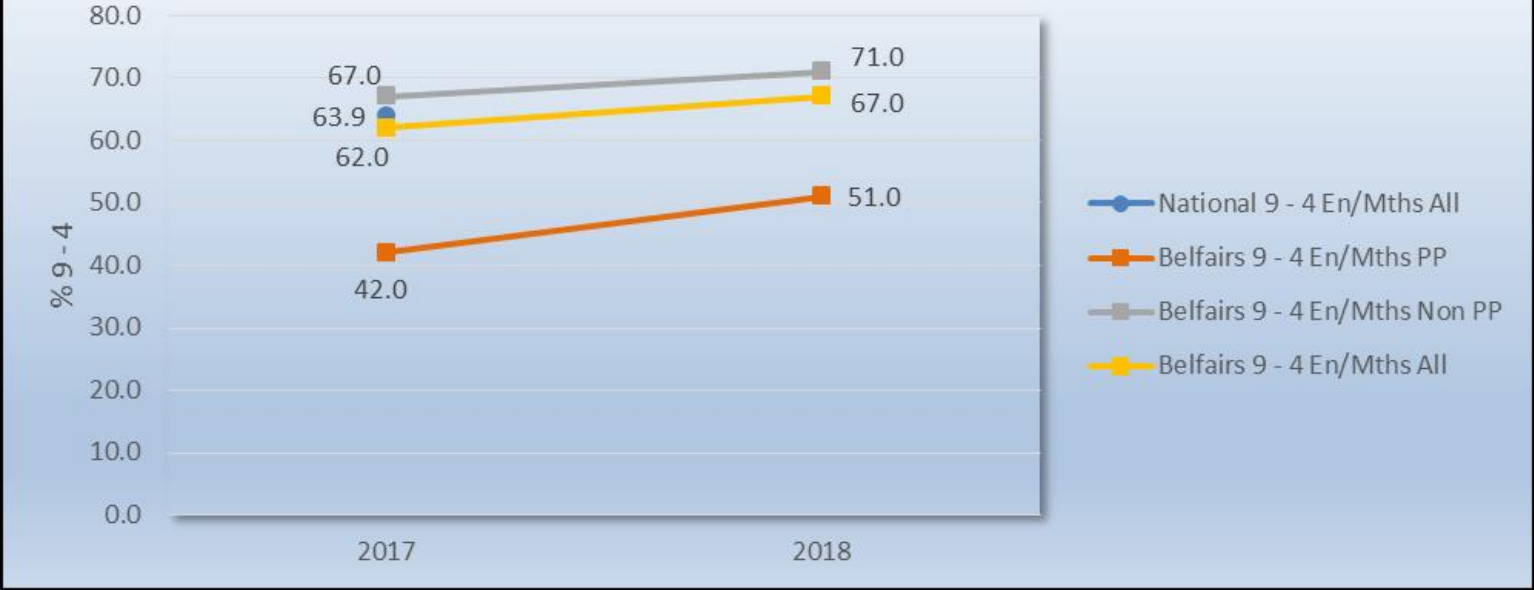
- The academy aims to secure the highest possible attainment by maximising every student's progress
- In order to achieve this, the academy's practice is focused on closing all gaps that may occur between disadvantaged students and others
- The academy's aspirations are high for **all** our students. In order to improve their employability and realise their ambitions we prioritise the development of key skills, qualities and attributes as well as increasing their educational outcomes
- The academy ensures that teaching, learning and progression opportunities meet the needs of all of our students
- The academy ensures that appropriate provision is made for students who belong to vulnerable groups; this includes ensuring that the needs of socially disadvantaged students are adequately assessed and addressed
- In making provision for socially disadvantaged pupils, the academy recognises that not all students who receive free school meals will be socially disadvantaged
- We also recognise that not all students who are socially disadvantaged are registered or qualify for free school meals. We will ensure that the Pupil Premium funding is used to support any student or groups of students the academy has legitimately identified as being 'disadvantaged'
- Pupil Premium funding will be allocated following a needs analysis which will identify priority classes, groups or individuals

Pupil Premium Analysis – Key Stage 4 (2018)

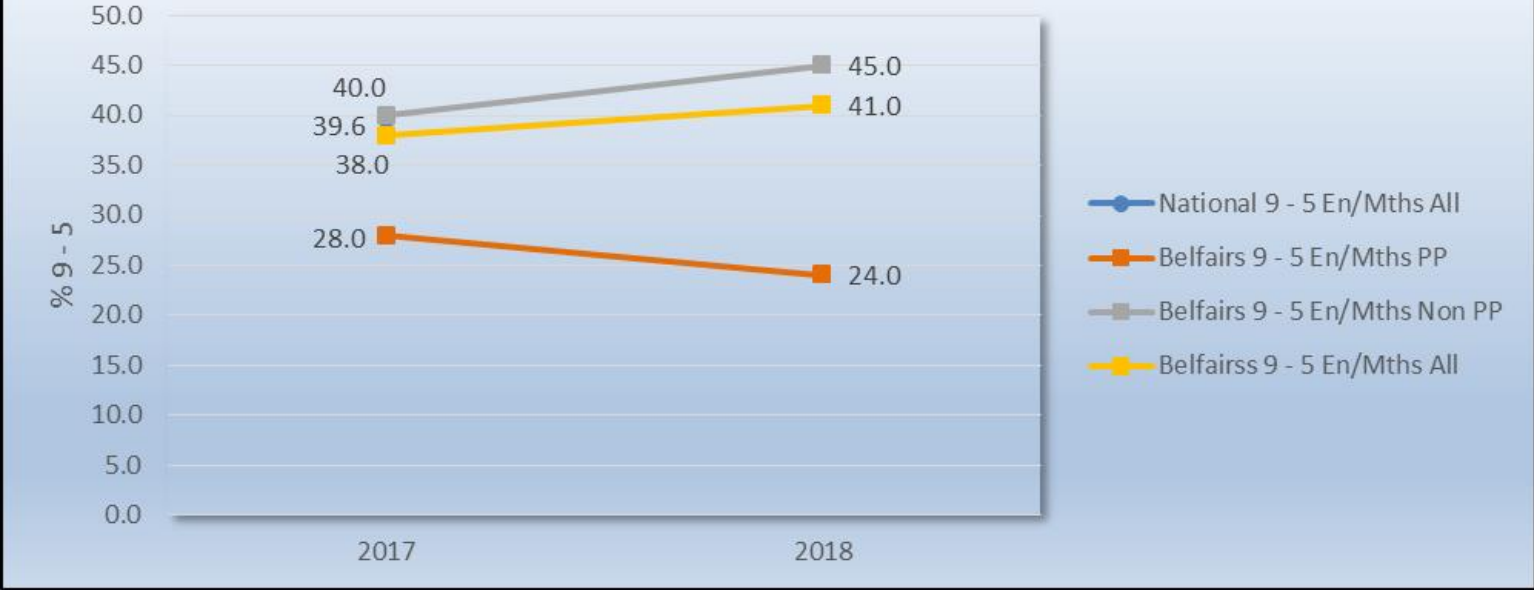
| | 2016-17 | | | 2017-18 | | |
|--------------------------------|----------|----------|-------|----------|----------|-------|
| | National | Belfairs | | National | Belfairs | |
| | All | All | PP | All | All | PP |
| 9-4 English and Maths % | 63.9 | 62 | 42 | TBA | 67 | 51 |
| 9-5 English and Maths % | 39.6 | 38 | 28 | TBA | 41 | 24 |
| Ebacc 9-4 % | 23.8 | 11 | 7 | TBA | 13 | 7 |
| Ebacc 9-5 % | 19.7 | 10 | 7 | TBA | 11 | 5 |
| Progress 8* | 0.00 | -0.13 | -0.44 | 0.00 | TBA | TBA |
| Attainment 8 | 44.6 | 44.7 | 38.40 | TBA | 43.48 | 35.77 |

2016-17 Figures from <https://www.compare-school-performance.service.gov.uk/school/138174/belfairs-academy>
 2018 National Data will be available in the autumn

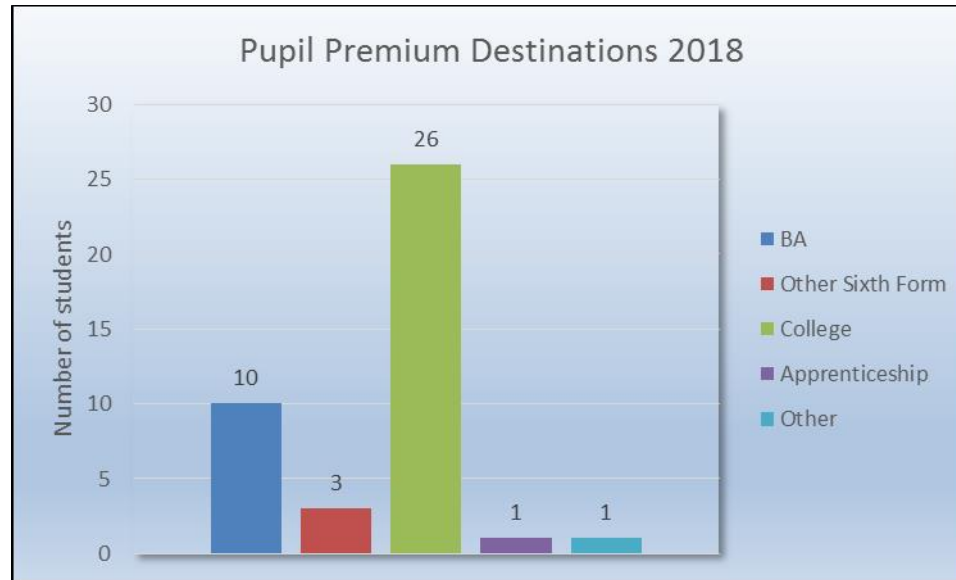
Pupil Premium / Non Pupil Premium 9 - 4 (En/Mths)



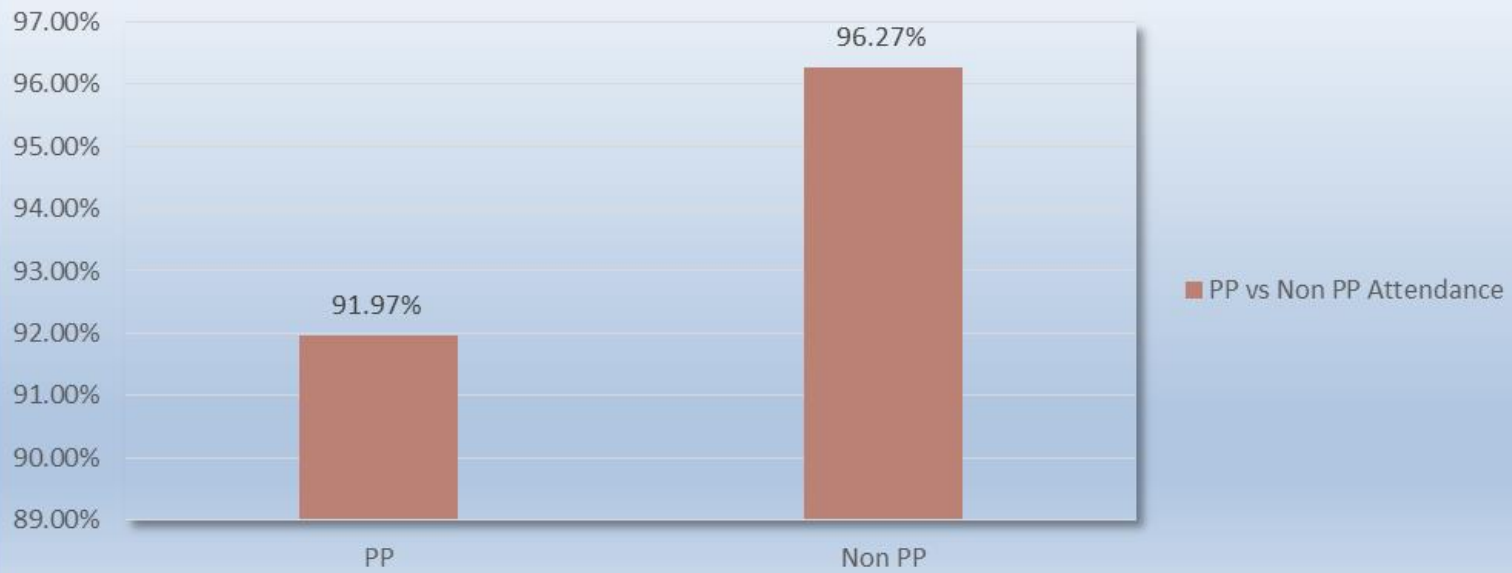
Pupil Premium / Non Pupil Premium 9 - 5 (En/Mths)



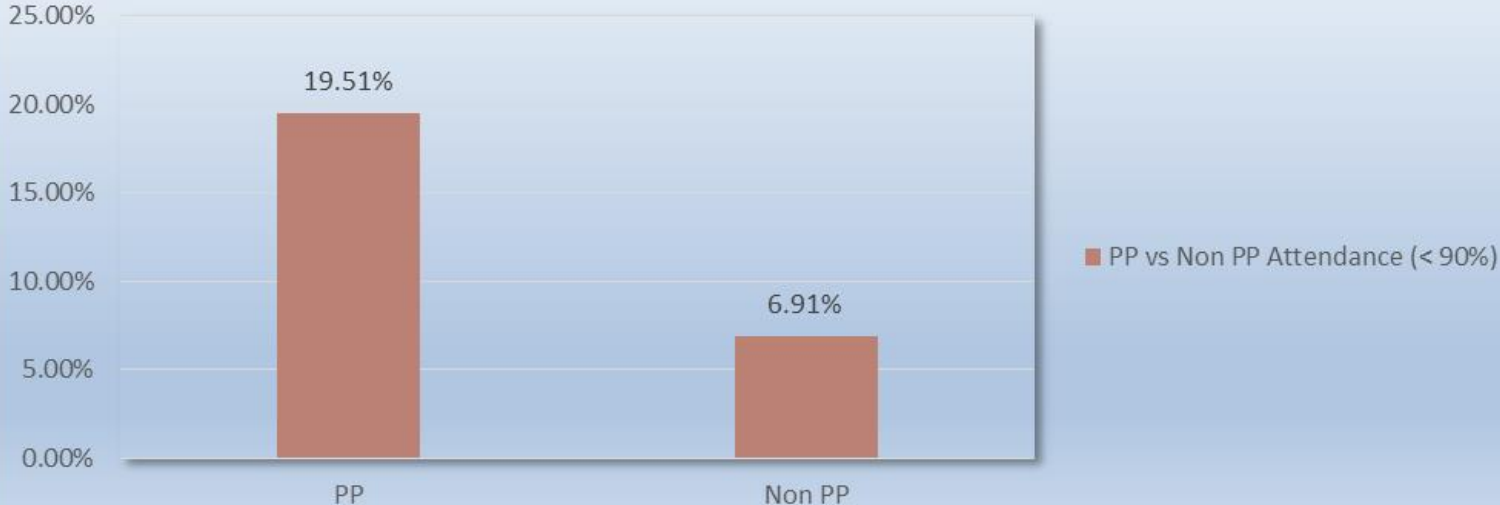
Pupil Premium Destinations 2018



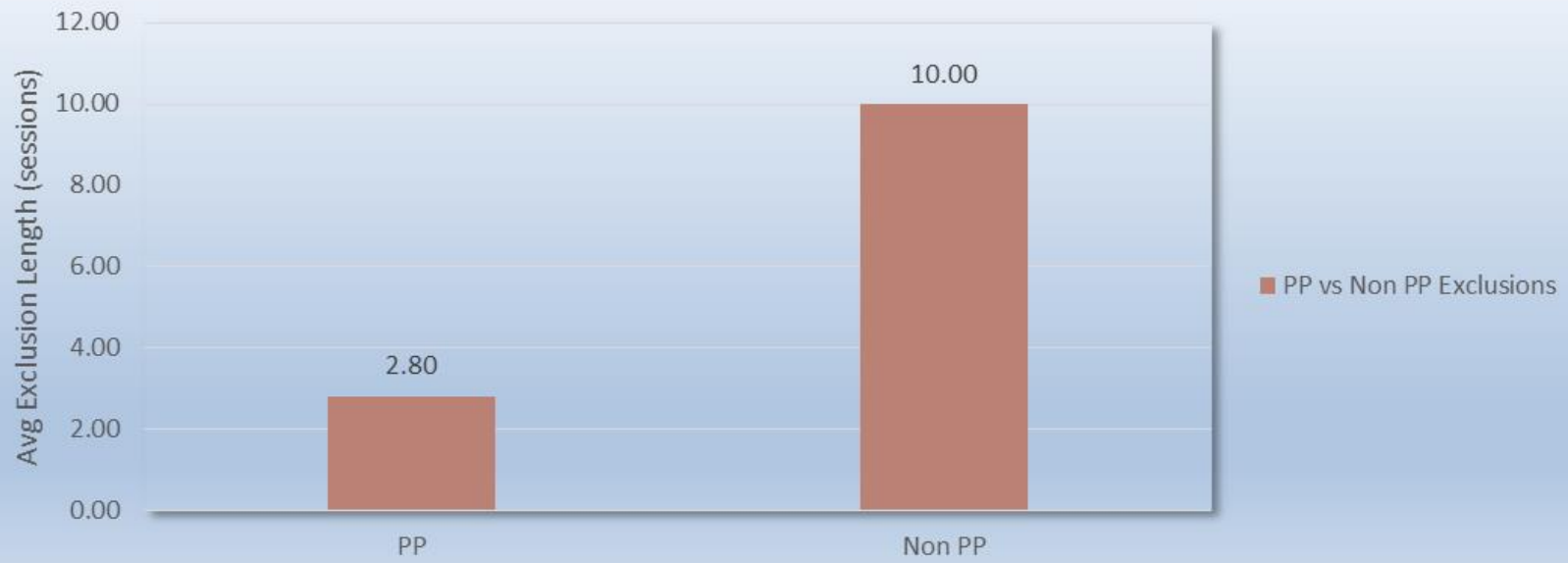
Pupil Premium vs Non Pupil Premium Attendance Y11 2017-18



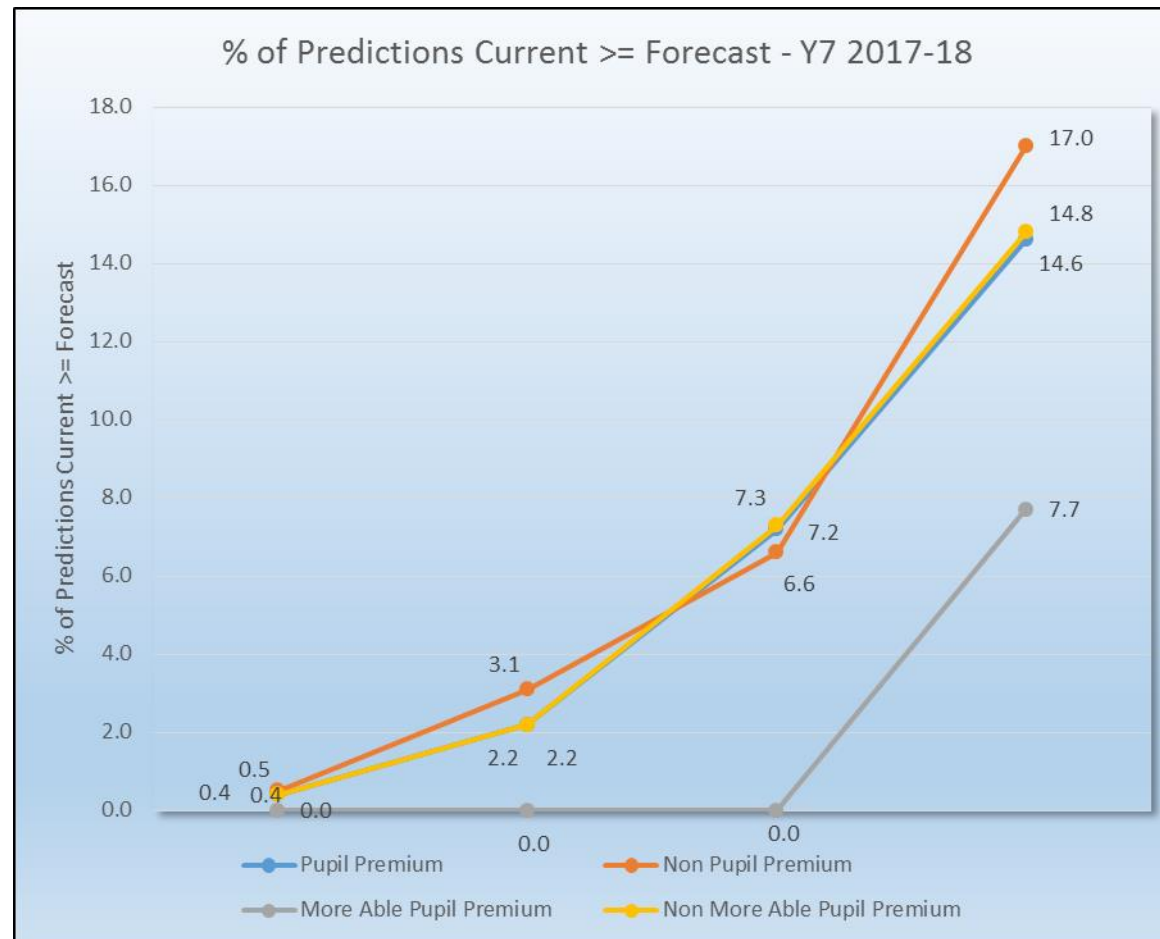
Pupil Premium vs Non Pupil Premium Attendance (< 90%) Y11 2017-18



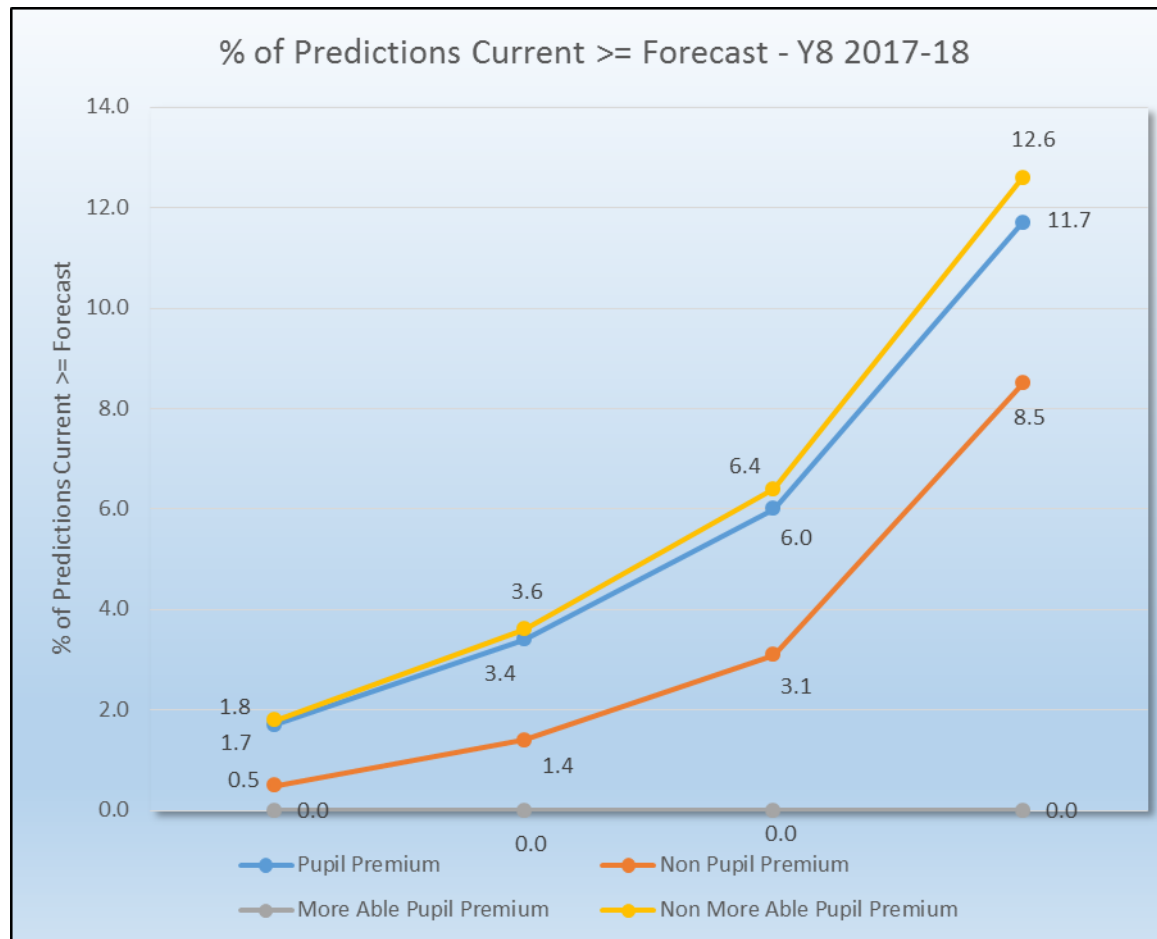
Pupil Premium vs Non Pupil Premium Exclusions Y11 2017-18



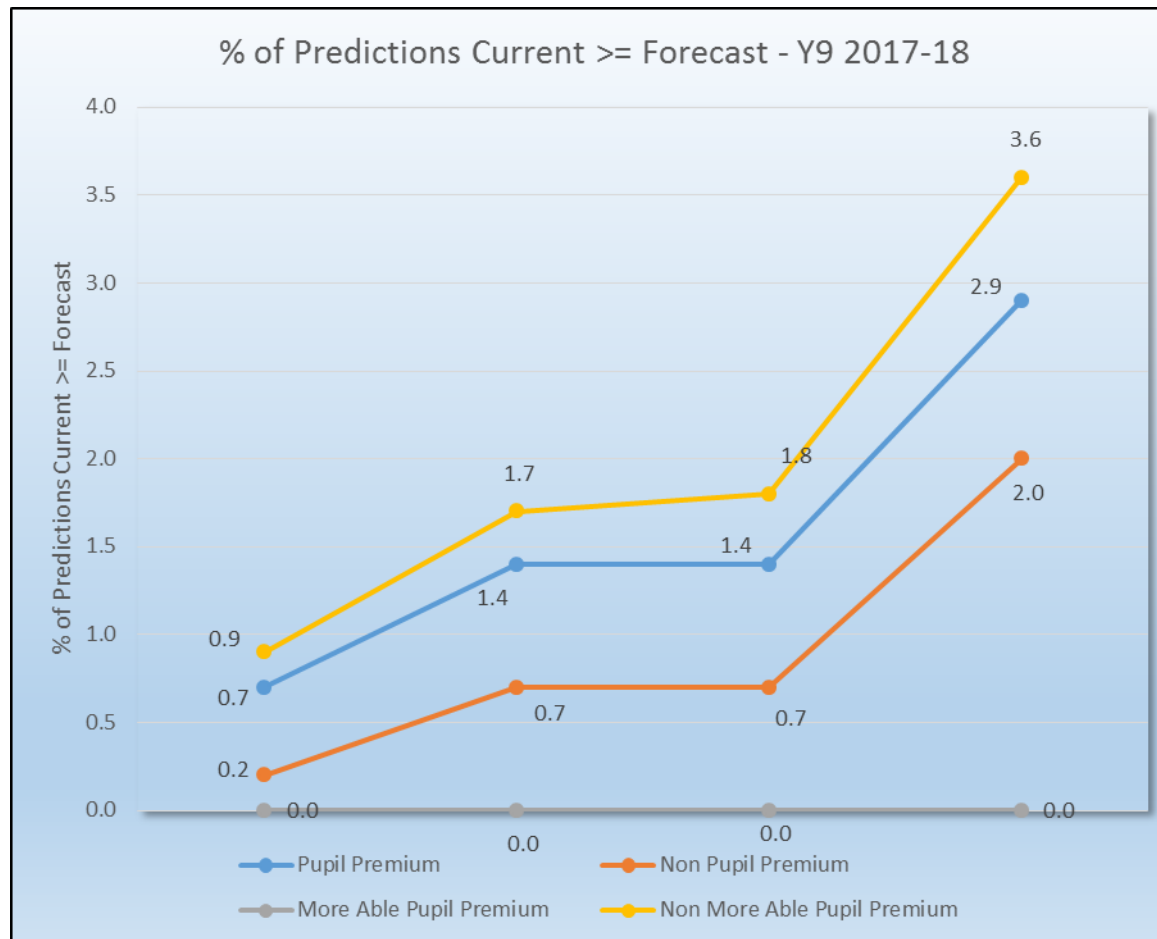
| Y7 Cohorts | % of Predictions where Current >= Forecast | | | |
|-----------------------------|---|-----|-----|------|
| | T1 | T2 | T3 | T4 |
| Pupil Premium | 0.4 | 2.2 | 7.2 | 14.6 |
| Non Pupil Premium | 0.5 | 3.1 | 6.6 | 17.0 |
| More Able Pupil Premium | 0.0 | 0.0 | 0.0 | 7.7 |
| Non More Able Pupil Premium | 0.4 | 2.2 | 7.3 | 14.8 |



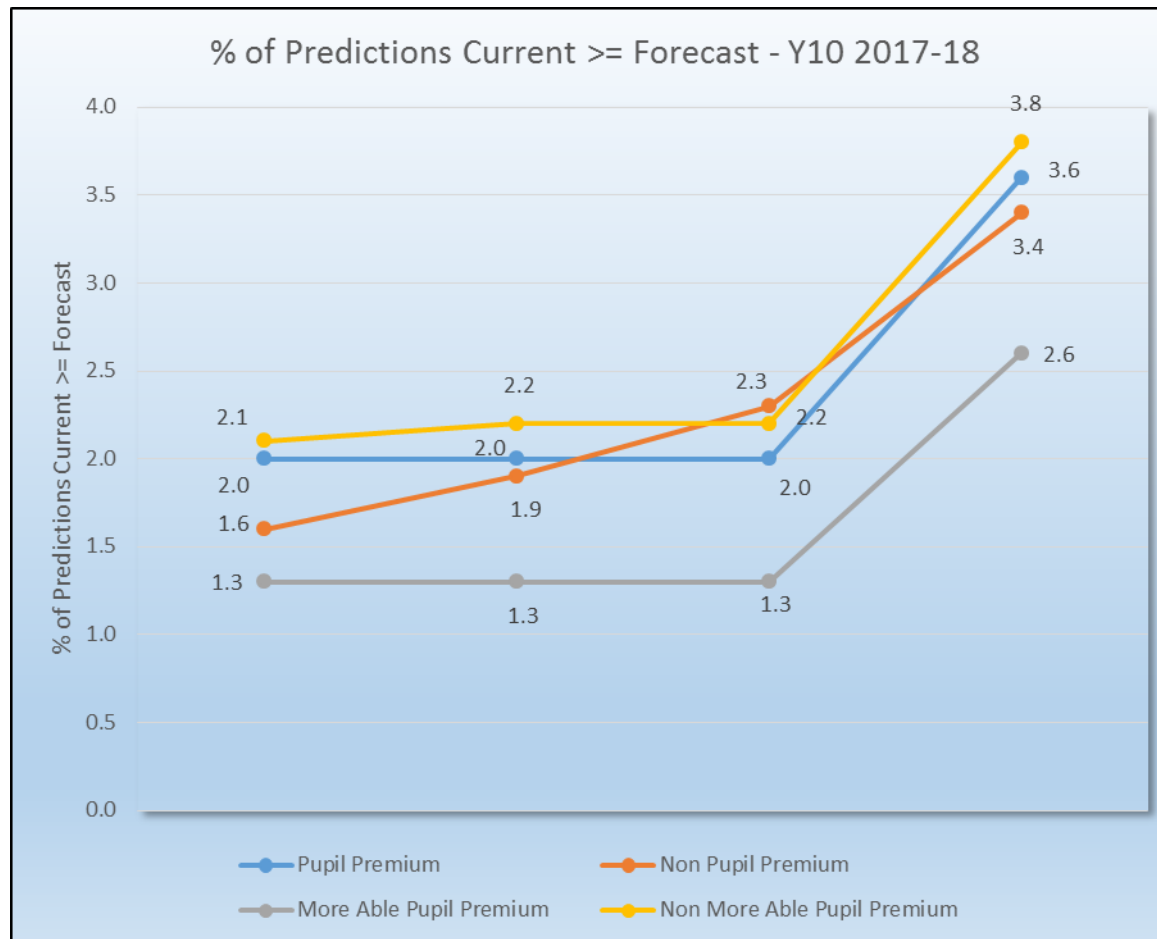
| Y8 Cohorts | % of Predictions where Current >= Forecast | | | |
|-----------------------------|---|-----|-----|------|
| | T1 | T2 | T3 | T4 |
| Pupil Premium | 1.7 | 3.4 | 6.0 | 11.7 |
| Non Pupil Premium | 0.5 | 1.4 | 3.1 | 8.5 |
| More Able Pupil Premium | 0.0 | 0.0 | 0.0 | 0.0 |
| Non More Able Pupil Premium | 1.8 | 3.6 | 6.4 | 12.6 |



| Y9 Cohorts | % of Predictions where Current >= Forecast | | | |
|-----------------------------|---|-----|-----|-----|
| | T1 | T2 | T3 | T4 |
| Pupil Premium | 0.7 | 1.4 | 1.4 | 2.9 |
| Non Pupil Premium | 0.2 | 0.7 | 0.7 | 2.0 |
| More Able Pupil Premium | 0.0 | 0.0 | 0.0 | 0.0 |
| Non More Able Pupil Premium | 0.9 | 1.7 | 1.8 | 3.6 |



| Y10 Cohorts | % of Predictions where Current >= Forecast | | | |
|-----------------------------|---|-----|-----|-----|
| | T1 | T2 | T3 | T4 |
| Pupil Premium | 2.0 | 2.0 | 2.0 | 3.6 |
| Non Pupil Premium | 1.6 | 1.9 | 2.3 | 3.4 |
| More Able Pupil Premium | 1.3 | 1.3 | 1.3 | 2.6 |
| Non More Able Pupil Premium | 2.1 | 2.2 | 2.2 | 3.8 |



| Y11 Cohorts | % of Predictions where Current >= Forecast | | | |
|-----------------------------|---|-----|------|------|
| | T1 | T2 | T3 | T4 |
| Pupil Premium | 2.9 | 3.0 | 12.3 | 17.8 |
| Non Pupil Premium | 4.4 | 6.4 | 17.3 | 25.9 |
| More Able Pupil Premium | 4.3 | 8.7 | 21.7 | 39.6 |
| Non More Able Pupil Premium | 2.7 | 2.1 | 10.8 | 14.6 |

